





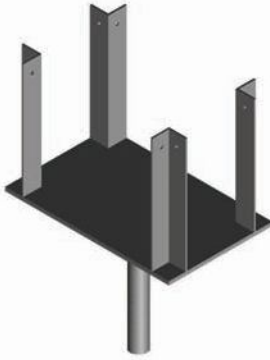


	ÜRÜN ADI	ÜRÜN KODU	L	AĞIRLIK
	MASA TİPİ KULE İSKELE PANOSU 10 TABLE TYPE TOWER SCAFFOLD PANEL	07016015001100	150/110	20.50
	MASA TİPİ KULE İSKELE PANOSU 150 TABLE TYPE TOWER SCAFFOLD PANEL	07016015001500	150/150	24.70
	MASA TİPİ KULE İSKELE PANOSU 180 TABLE TYPE TOWER SCAFFOLD PANEL	07016015001800	150/180	27.30

	ÜRÜN ADI	ÜRÜN KODU	L	AĞIRLIK
	YATAY BAĞLANTI HORIZONTAL BRACE	07023400001500 07023400002000 07023400002500	150 200 250	2.90 3.80 4.80
	ÇAPRAZ BAĞLANTI DIAGONAL BRACE	07033411001500 07033411002000 07033411002500 07033415001500 07033415002000 07033415002500 07033418001500 07033418002000 07033418002500	110/150 110/200 110/250 150/150 150/200 150/250 180/150 180/200 180/250	3.20 4.10 5.10 3.60 4.40 5.30 3.90 4.70 5.60
	KİRİŞ KUŞAĞI BEAM WALER	07040005001000	100	14,00
	KİRİŞ KUŞAĞI AYAR MİLİ BEAM WALER SPINDLE	07054800000700 07054800001000	70 100	4.75 6.40

	ÜRÜN ADI	ÜRÜN KODU	L	AĞIRLIK
	ALT AYAR MİLİ BASE SPINDLE	07064800000700 07064800001000	70 100	5.45 7.10
	ÜST AYAR MİLİ U BAŞLIKLİ HEAD SPINDLE U HEAD	07074800000700 07074800001000	70 100	5.45 7.10
	ÜST AYAR MİLİ 4 YOLLU FOUR WAYS HEAD SPINDLE	07084800000700 07084800001000	70 100	7.35 9.00
	4 YOLLU BAŞLIK H20 HEAD	03060801500230	15/23	3.60

	ÜRÜN ADI	ÜRÜN KODU	L	AĞIRLIK
	İSKELE EKLEME ELEMANI CONNECTION COMPONENT	07095100000150	15	0.50
	KİRİŞ BAĞLAMA KÖŞEBENTİ GIRDER CONNECTOR	07120300300300 07120300300400	30 40	0.45 0.60
	KRİKO MAŞASI SAFETY STRAP	07100000000000		0.20
	H20 BAĞLAMA ELEMANI H20 GIRDER CONNECTION COMPONENT	07111000600300	6/30	2.50
	PİM VE KOPİLYA PIN AND DATENT PIN	01390000000000		0.10