








	ÜRÜN ADI	ÜRÜN KODU	L	AĞIRLIK
	H TİPİ KULE İSKELE PANOSU H TYPE TOWER SCAFFOLD PANEL	06014805001000 06014805001200	50/100 50/120	7.50 8.10
	ALT-ÜST ŞASE BASE-HEAD PANEL	06024810001000 06024812001200	100/100 120/120	20.50 23.00
	ARA ŞASE MIDDLE PANEL	06034810001000 06034812001200	100/100 120/120	21.60 24.00

	ÜRÜN ADI	ÜRÜN KODU	L	AĞIRLIK
	ÇAPRAZ BAĞLANTI DIAGONAL BRACE	06042700001000 06042700001200	100 120	2,00 2,30
	ALT AYAR MİLİ BASE SPINDLE	09143800000500 09143800000700	50 70	3.00 3.90
	ÜST AYAR MİLİ U BAŞLIKLİ HEAD SPINDLE U HEAD	09153800000500 09153800000700	50 70	3.00 3.90
	ÜST AYAR MİLİ 4 YOLLU FOUR WAYS HEAD SPINDLE	09163800000500 09163800000700	50 70	5,60 6,50