












	ÜRÜN ADI	ÜRÜN KODU	L	AĞIRLIK	
	CUP-LOCK DİKEY BAĞLANTI CUP-LOCK VERTICAL	0401480000500	50	2.80	
		04014800001000	100-1T	4.40	
		04014800001000	100-2T	5.10	
		04014800001500	150-2T	6.90	
		04014800001500	150-3T	7.60	
		04014800002000	200-2T	8.60	
		04014800002000	200-4T	10.00	
		04014800002500	250-3T	11.00	
		04014800002500	250-5T	12.40	
		04014800003000	300-3T	12.70	
		04014800003000	300-6T	14.80	
		CUP-LOCK YATAY BAĞLANTI CUP-LOCK HORIZONTAL	04024800000500	50	1.80
			04024800000700	70	2.40
		04024800001000	100	3.20	
		04024800001200	120	3.80	
		04024800001500	150	4.70	
		04024800002000	200	6.10	
		04024800002500	250	7.50	
		04024800003000	300	8.90	

	ÜRÜN ADI	ÜRÜN KODU	L	AĞIRLIK
	CUP-LOCK KONSOL CUP-LOCK CONSOLE	04034810001000	100	7.00
	ALT TAS BOTTOM CUP	04040000000000		0.25
	ÜST TAS TOP CUP	04050000000000		0.50
	BADEM PADDLE	04060000000000		0.20

	ÜRÜN ADI	ÜRÜN KODU	L	AĞIRLIK
	ALT AYAR MİLİ BASE SPINDLE	09143800000500 09143800000700	50 70	3.00 3.90
	ÜST AYAR MİLİ U BAŞLIKLİ HEAD SPINDLE U HEAD	09153800000500 09153800000700	50 70	3.00 3.90
	ÜST AYAR MİLİ 4 YOLLU FOUR WAYS HEAD SPINDLE	09163800000500 09163800000700	50 70	5.60 6.50
	DUVAR DAYAMA WALL TIE	04074800000200	20	1.00
	BORU KELEPÇESİ SWIVEL COUPLER	09020000000000		0.90
	TOPUKLUK TOEBOARD	09200000000000		1.80

	ÜRÜN ADI	ÜRÜN KODU	L	AĞIRLIK
	ÇELİK PLATFORM STEEL DECK	09170202502000 09170202502500 09170202503000	25/200 25/250 25/300	13.00 15.00 18.50
	ASMA MERDİVEN ACCESS LADDER	09182704502000	45/200	11.50
	İSKELE İÇİ MERDİVEN LEDDER	09190003502000 09190003502500 09190003503000	200/200 250/200 300/200	33.00 36.00 39.00